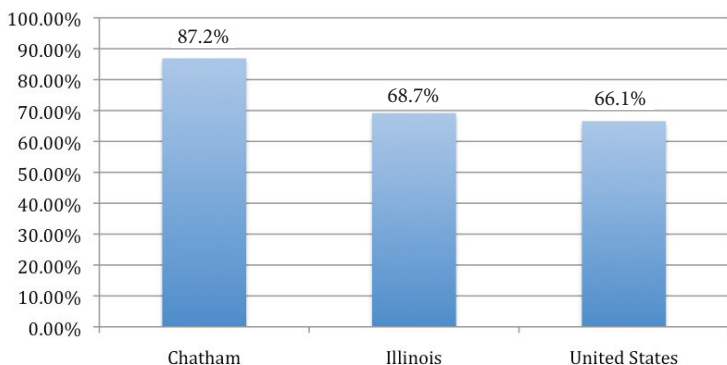


HOME OWNERSHIP

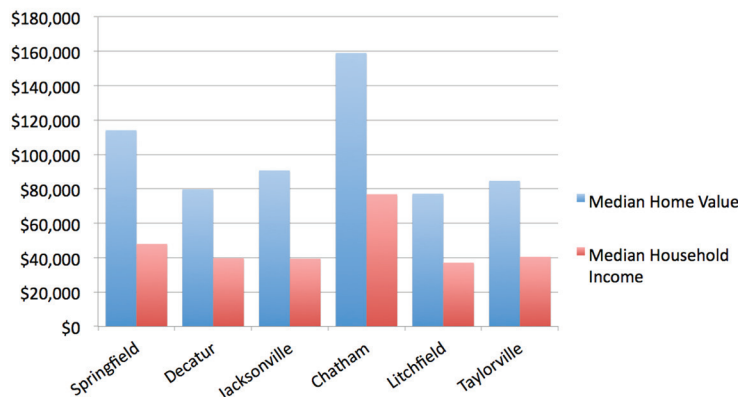


With the median home value being \$159,000, Chatham welcomes a variety of homeowners from first time homebuyers to affluent pillars of the community.

Home Ownership Rate, 2007-2011



Median Home Value & Household Income, 2007-2011



*Source: QuickFacts from US Census Bureau

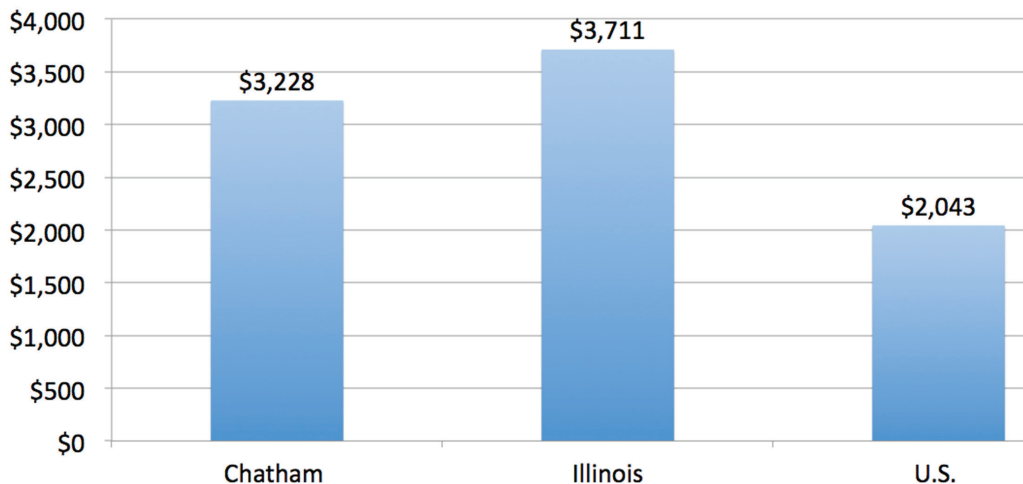
Sangamon County Property Tax System - 2012 Tax Rates - Highest to Lowest

Waverly Unit #6	5.8206	New Berlin Unit #16	4.6792
A-C Central	5.5508	Williamsville Unit #15	4.6636
North Mac #34	5.3798	Rochester Unit #3A	4.4849
Pleasant Plains Unit #8	5.2306	Tri-City Unit #1	4.4772
Sangamon Valley Unit #9	4.9417	Chatham Unit #5	4.4404
Springfield District #186	4.8920	Edinburg Unit #4	4.4307
Porta Unit #202	4.8337	Riverton Unit #14	4.3086
Athens Unit #213	4.8174	Pawnee Unit #11	3.9776
Mt. Pulaski Unit #23	4.7680	Auburn Unit #10	3.8779

*Source: Sangamon County Property Tax System PT 7020 CBL - 2012 Tax Rates

TAX RATES

Median Property Taxes Paid, 2010



*Source: www.city-data.com/city/Chatham-Illinois.html and interactive.taxfoundation.org/propertytax

Note: All data is accurate as of September 2013.